



# Traditional roller blinds and roller blinds day-night

## How to make measurement of windows correctly?

### Step 1.



We check the width of the joint of glazing bead with frame of the window.

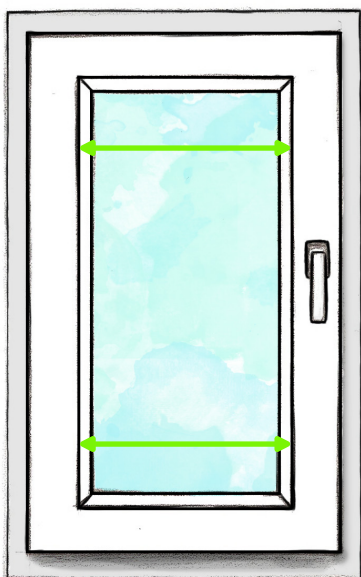
If the window does not have the joint of glazing bead with frame of the window, we measure the distance between window handle and the edge of frame.

This dimension should amount at least 1 cm of width.

In this place the guide of roller blinds, which width amounts about 0,5 cm will be installed.



### Step 2.

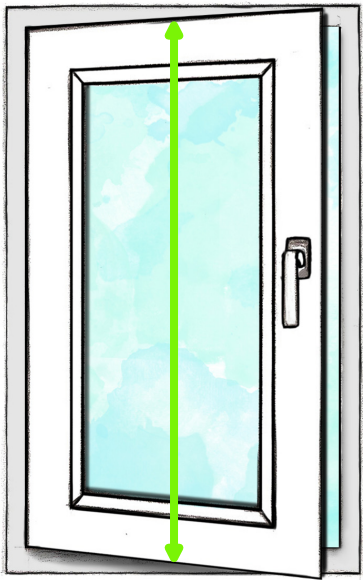


We measure the width of window from the joint to the joint of glazing bead with frame of the window.

\*Let us remember that we make measurement always at the top or at the bottom of the window. Never in the middle.




### Step 3.



We make measurement of the height of the window measuring whole casement.

### Step 4.



We measure the height of frame of the window.

We hope that our instruction made You easier to make on Your own and precisely measurement of the window.  
In the case of any doubt we ask for direct contact.