




Traditional roller blinds and roller blinds day-night


How to install roller blinds correctly?

Step 1.



We clean and remove fat from the surface of frame of the window.

Step 2.






We unstick protecting foil and stick roller blind straight to upper edge of frame of the window.



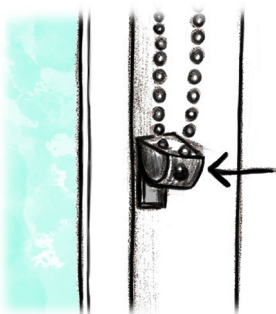


Step 3.



We unstick protecting foil from the guides.
We draw the guide on slightly pulled out roller blind and stick it along interior edge of frame of the window/on the joint of glazing bead with frame of the window.
We can use spirit level to help.

Step 4.



At the end we stick the handle for the chain of roller blinder, so that it is slightly taut.

We hope that our instruction made You easier to make on Your own and precisely installation of roller blinds.
In the case of any doubt we ask for direct contact.